

UT07A-AU/UT07A-UK/UT07B-AU Socket Tester Operating Instructions

READ ALL OPERATING INSTRUCTIONS BEFORE USE

⚠ WARNING: Use extreme caution when testing live electrical circuits due to risk of injury from electric shock. UNI-T Instruments assumes basic knowledge of electricity on the part of the user and is not responsible for any injury or damages due to improper use of this tester.

Observe and follow all standard industry safety rules and local electrical codes. When necessary call a qualified electrician to troubleshoot and repair the defective.

SPECIFICATIONS:

- Operating Range AC 230V(±10%),50Hz~ 60Hz

OPERATION:

- Plug the tester into any 230V(±10%) Volt standard Socket.
- View the indications on the tester and match with the cart on the tester.
- If the tester indicates a wiring problem then turn off all power to the socket and Repair wiring.
- Restore power to the socket and retest.

⚠ NOTICE:




- All appliances or equipment on the circuit being tested should be unplugged to help avoid erroneous readings
- Not a comprehensive diagnostic instrument but a simple instrument to detect nearly all probable common improper wiring conditions.
- Refer all indicated problems to a qualified electrician
- Will not indicate quality of ground.
- Will not detect 2 hot wires in circuit.

- Will not detect a combination of defects.
- Will not indicate reversal of grounded and grounding conductors.
- Check for correct wiring of Socket and all remotely connected Socket on the branch circuit.
- Operate the test button on the LEAKAGE installed in the circuit. The LEAKAGE must trip.
If it does not - do not use the circuit - consult an electrician.
If the LEAKAGE does trip, reset the LEAKAGE.
Then, insert the LEAKAGE tester into the Socket to be tested.
- Operate the test button of the LEAKAGE less than 3 Seconds.
- If the tester fails to trip the LEAKAGE, it suggests:
1) A wiring problem with a totally operable LEAKAGE.
2) Or proper wiring with a faulty LEAKAGE,
Consult with an electrician to check the condition of the wiring and "LEAKAGE".

Cleaning Requirement:

Clean it with a cloth dampened with water.

Notes: Resume its use only when it is completely dried out after it is cleaned.

UT07 Series Socket Tester						
	GREEN	GREEN	RED	UT07A-AU	UT07A-UK	UT07B-AU
Correct	●	●	○	✓	✓	✓
Missing Earth	●	○	○	✓	✓	✓
Live Earth Rev	○	●	●	✓	✓	✓
Live Neu Rev	●	○	●	✓	✓	✓
Missing Neu	○	●	○	✓	✓	✓
Live Earth Rev And Miss Earth	●	●	●	X	X	X
Socket Rated Voltage	250VCA			✓	✓	✓
Socket Rated Current				10A	13A	10A
Leakage Test (Press time <3S)	About 30mA			X	X	✓
 :Double Insulated				X	✓	X
CE				✓	✓	✓
 :SAA				✓	X	✓
Pollution Degree	2			✓	✓	✓
Operating Temperature	0°C~40°C			✓	✓	✓
Storage	-10°C~50°C			✓	✓	✓
Humidity	<75%			✓	✓	✓
Altitude	2000m			✓	✓	✓
This Unit Will Not Detect Earth Neutral Reverse				✓	✓	✓
 Do not discard this product as an unclassified municipal waste, but put it into a fixed cell recycle bin for disposal.				✓	✓	✓

UNI-T®

UNI-TREND TECHNOLOGY (CHINA) CO., LTD.

No6, Gong Ye Bei 1st Road,
Songshan Lake National High-Tech Industrial
Development Zone, Dongguan City,
Guangdong Province, China
Tel: (86-769) 8572 3888
<http://www.uni-trend.com>